



Hobart City Council

2000 election report

Table of contents

- Local Government Elections in Tasmania
- Report on the 2000 Hobart City Council Election
- List of Councillors (Aldermen) following the 2000 elections
- Councillor results
- Lord Mayor & Deputy Lord Mayor results
- Recount results

Local Government Elections in Tasmania

Every second (even) year elections are held in all 29 councils for the positions of mayor and deputy mayor and half the councillor positions. Where required, by-elections are held concurrently for vacancies that have occurred since the last elections.

The Tasmanian Electoral Office (TEO) supervises the conduct of elections in accordance with the *Local Government Act 1993*. Elections by postal ballot have been held in 1994, 1996, 1999 (deferred from 1998) and 2000, with the next elections due in October 2002.

Following recent changes to the Act, mayors and deputy mayors were elected directly by the electors in each municipal area for the first time in 2000.

Candidate information booklets and complete election results for the state are available from the TEO and are posted on the TEO website www.electoral.tas.gov.au.

2000 Election timetable

Notice of election published	Saturday 16 September
Electoral rolls closed	6 pm Thursday 21 September
Nomination period	25 September— 12 noon on 4 October
Nominations closed	12 noon Wednesday 4 October
Nominations announced & draw for ballot paper positions	12 noon Thursday 5 October
Ballot material delivered to electors	17–20 October
Polling period	17–31 October
Close of poll	10 am Tuesday 31 October

Casual vacancies

Casual vacancies are filled by recount where possible, unless the vacancy occurs within 6 months of a forthcoming election. Only unelected candidates from the relevant election may contest a recount. A candidate elected at a recount serves until the next council election. If a recount is not possible, a by-election is held—with the candidate elected to serve for the remainder of the term of office of the original councillor.

Elector polls

A council may hold an elector poll on any issue it determines. It may also be required to hold an elector poll following petitions from electors in accordance with Part 6 of the Act. A council is not bound by the result of an elector poll.

Electoral system

Voting in Tasmanian local government elections is not compulsory.

Elections for councillor positions are conducted using a system modelled on the Hare-Clark method of proportional representation used in Tasmanian House of Assembly elections.

Mayoral and deputy mayoral elections use a preferential system similar to that used for Tasmanian Legislative Council and Federal House of Representatives elections.

Report on the 2000 Hobart City Council Election

Elections were held for the positions of Mayor and Deputy Mayor for 2 year terms and 6 Councillors (Aldermen) for 4 year terms.

34392 Hobart City electors were enrolled for the 2000 elections, comprising 32672 (95.00%) from the State House of Assembly roll and 1720 (5.00%) from the General Manager's roll.

55.50% of Hobart City electors returned their ballot papers in comparison with 57.78% statewide.

Recount

One recount was held between the 1999 and 2000 elections. Councillor John Freeman resigned from the Hobart City Council on 24 March 1999. Eight unelected candidates from the 1996 Hobart City election consented to contest the recount. The recount took place at noon Thursday 15 April 1999. Full details are provided on the back page.

Candidates at the 2000 elections

Lord Mayor

FREEMAN, John Sandy Bay
★ VALENTINE, Rob* New Town

Deputy Lord Mayor

ARCHER, Lyn Sandy Bay
★ BONHAM, Pru* South Hobart
HAIGH, Darlene Lenah Valley
ZUCCO, Marti Bellerive

★ denotes elected candidate
* denotes seeking re-election

Councillors (Aldermen)

BETTS, Jason Sandy Bay
BRINE, Fiona West Hobart
CHANDLER, Debra Sandy Bay
CHRISTIE, Ron* Sandy Bay
★ FREEMAN, John Sandy Bay
GREEN, Graham South Hobart
★ HAIGH, Darlene* Lenah Valley
HAWKES, Adrian Sandy Bay
HINES, Mat North Hobart
HUGHES, Cath West Hobart
★ JONES, Patsy Sandy Bay
LITTLE, Liz West Hobart
NOBLE, June Sandy Bay
PARKER, Guy West Hobart
PATERSON, Bruce South Hobart
★ SEXTON, Peter* Battery Point
THOMPSON-WALKER, Sue West Hobart
★ VALENTINE, Rob* New Town
★ ZUCCO, Marti* Bellerive

Hobart City Councillors following the 2000 elections

Lord Mayor

term ends 2002
VALENTINE Rob

Deputy Lord Mayor

term ends 2002
BONHAM Pru

12 Councillors (Aldermen)

term ends 2004
VALENTINE Rob
FREEMAN John
ZUCCO Marti

HAIGH Darlene
SEXTON Peter Thomas
JONES Patsy

term ends 2002
BONHAM Pru
ARCHER Lyn
BRISCOE Jeff
ALLOM Jamieson
HAYES Eric
RUZICKA Eva

Councillor (Aldermen) distribution of preferences

Hobart City Council

Polling closed at 10 am Tuesday 31 October 2000

Number to be elected : 6

Returning Officer : Mr Graham Hyde

		CANDIDATES										
		BETTS	BRINE	CHANDLER	CHRISTIE	FREEMAN	GREEN	HAIGH	HAWKES	HINES	HUGHES	JONES
Count 1	Total	187.00	227.00	310.00	433.00	3 759.00	401.00	726.00	381.00	305.00	415.00	996.00
Count 2	Votes transferred	73.64	176.61	174.12	392.55		129.81	650.30	133.55	111.08	178.49	254.00
	Progress totals	260.64	403.61	484.12	825.55	3 759.00	530.81	1 376.30	514.55	416.08	593.49	1 250.00
Count 3	Votes transferred	20.67	14.50	22.21	98.13	-1 160.00	18.51	352.10	40.73	10.18	12.96	18.20
	Progress totals	281.31	418.11	506.33	923.68	2 599.00	549.32	1 728.40	555.28	426.26	606.45	1 268.20
Counts 4 to 6	Votes transferred	7.28	9.97	10.04	15.35		11.97	10.84	16.22	5.79	8.17	15.48
	Progress totals	288.59	428.08	516.37	939.03	2 599.00	561.29	1 739.24	571.50	432.05	614.62	1 283.68
Counts 7 to 9	Votes transferred	- 288.59	25.21	30.09	20.75		17.10	18.64	33.02	16.16	9.04	13.74
	Progress totals	0.00	453.29	546.46	959.78	2 599.00	578.39	1 757.88	604.52	448.21	623.66	1 297.42
Counts 10 to 12	Votes transferred		65.48	52.50	16.66		11.12	27.02	15.22	7.12	17.16	43.96
	Progress totals		518.77	598.96	976.44	2 599.00	589.51	1 784.90	619.74	455.33	640.82	1 341.38
Counts 13 to 15	Votes transferred		13.78	17.91	17.16		59.28	15.60	26.02	- 455.33	141.10	66.70
	Progress totals		532.55	616.87	993.60	2 599.00	648.79	1 800.50	645.76	0.00	781.92	1 408.08
Counts 16 to 18	Votes transferred		- 532.55	197.24	30.44		20.36	37.45	20.59		26.21	37.96
	Progress totals		0.00	814.11	1 024.04	2 599.00	669.15	1 837.95	666.35		808.13	1 446.04
Counts 19 to 21	Votes transferred			56.32	35.01		41.89	27.94	41.31		65.25	64.20
	Progress totals			870.43	1 059.05	2 599.00	711.04	1 865.89	707.66		873.38	1 510.24
Counts 22 to 24	Votes transferred			78.50	49.75		22.59	82.57	81.86		47.06	45.71
	Progress totals			948.93	1 108.80	2 599.00	733.63	1 948.46	789.52		920.44	1 555.95
Counts 25 to 27	Votes transferred			53.25	26.77		- 733.63	30.46	47.49		228.97	209.74
	Progress totals			1 002.18	1 135.57	2 599.00	0.00	1 978.92	837.01		1 149.41	1 765.69
Counts 28 to 30	Votes transferred			104.68	109.43			104.33	- 837.01		62.56	54.04
	Progress totals			1 106.86	1 245.00	2 599.00		2 083.25	0.00		1 211.97	1 819.73
Count 31	Votes transferred			150.00	61.00			89.00			88.00	93.00
	Progress totals			1 256.86	1 306.00	2 599.00		2 172.25			1 299.97	1 912.73
Counts 32 to 33	Votes transferred			67.28	47.69			53.53			49.88	49.57
	Progress totals			1 324.14	1 353.69	2 599.00		2 225.78			1 349.85	1 962.30
Count 34	Votes transferred			1.25	1.56			2.50			0.93	0.46
	Progress totals			1 325.39	1 355.25	2 599.00		2 228.28			1 350.78	1 962.76
Counts 35 to 38	Votes transferred			-1 325.39	192.14			224.91			212.44	252.93
	Progress totals			0.00	1 547.39	2 599.00		2 453.19			1 563.22	2 215.69
Count 39	Votes transferred				- 793.00			259.00			110.00	127.00
	Progress totals				754.39	2 599.00		2 712.19			1 673.22	2 342.69
Counts 40 to 42	Votes transferred				- 754.39						240.08	243.24
	Progress totals				0.00	2 599.00		2 712.19			1 913.30	2 585.93
Count 43	Votes transferred							- 113.19			42.39	40.20
	Progress totals					2 599.00		2 599.00			1 955.69	2 626.13

Electors enrolled : 34 392
 Declarations returned : 19 090
 Response 55.50%

Declarations rejected : 339
 Declarations admitted : 18 751
 Rejection rate : 1.77%

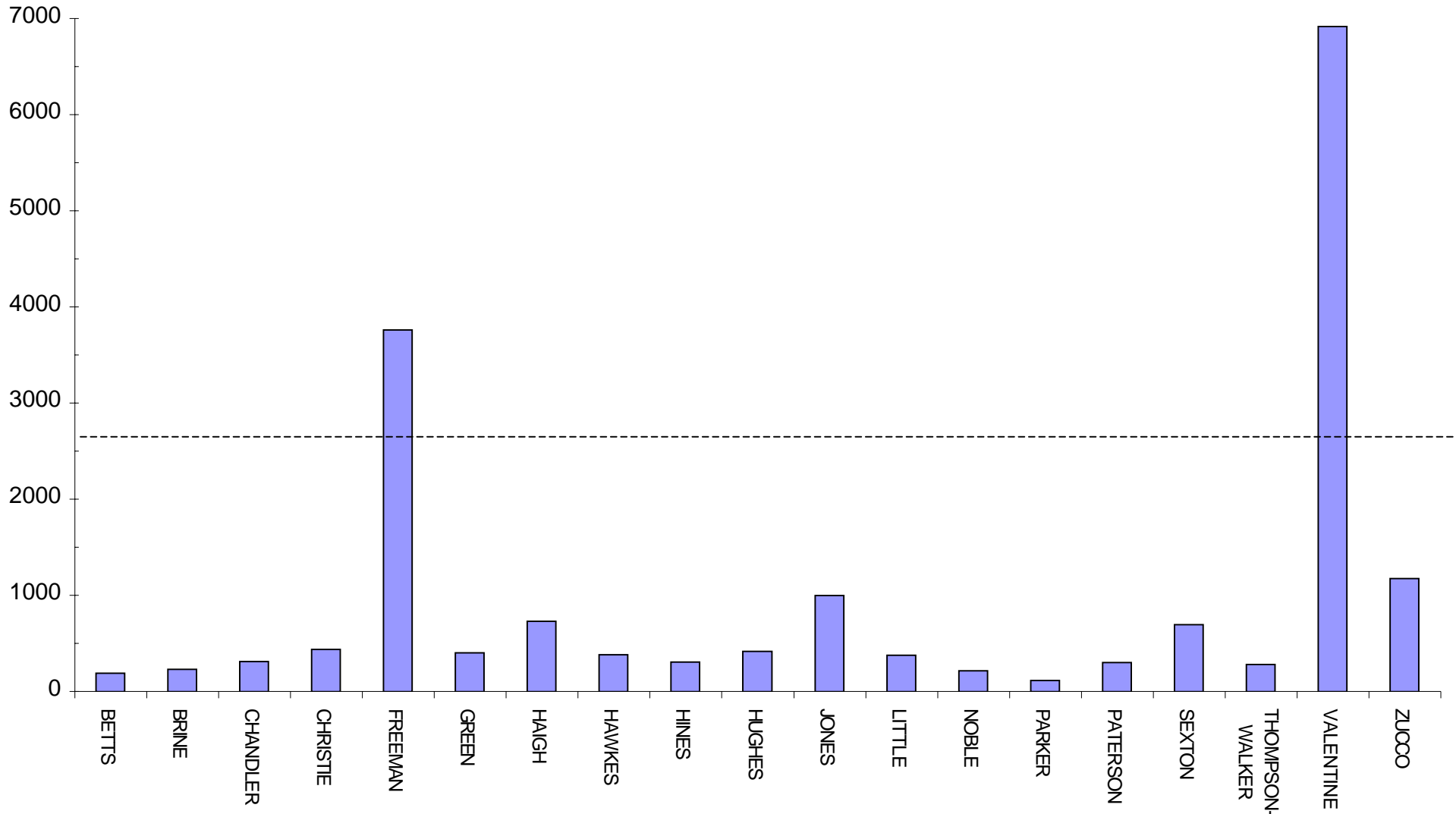
Ballot paper adjustment : 0
 Total ballot papers : 18 751

Formal votes : 18 192
 Informal ballot papers : 559
 Informality rate : 2.98%

Quota = 2599

LITTLE	NOBLE	PARKER	PATERSON	SEXTON	THOMPSON- WALKER	VALENTINE	ZUCCO	Exhausted	Loss (Gain) by Fraction	Total Votes	Remarks
375.00	213.00	112.00	297.00	694.00	277.00	6 914.00	1 170.00			18 192.00	VALENTINE elected 1, FREEMAN elected 2
183.48	168.50	69.89	144.16	612.86	193.46	-4 315.00	668.40		0.10		VALENTINE's surplus distributed
558.48	381.50	181.89	441.16	1 306.86	470.46	2 599.00	1 838.40		0.10	18 192.00	
24.37	12.34	18.82	18.20	111.40	41.65		324.94		0.09		FREEMAN's surplus distributed
582.85	393.84	200.71	459.36	1 418.26	512.11	2 599.00	2 163.34		0.19	18 192.00	
6.10	11.40	- 200.71	16.51	30.81	10.97		13.66		0.15		PARKER excluded
588.95	405.24	0.00	475.87	1 449.07	523.08	2 599.00	2 177.00		0.34	18 192.00	
18.29	8.10		16.16	30.40	18.52		13.28		0.09		BETTS excluded
607.24	413.34		492.03	1 479.47	541.60	2 599.00	2 190.28		0.43	18 192.00	
22.77	- 413.34		13.15	63.47	37.39		20.21		0.11		NOBLE excluded
630.01	0.00		505.18	1 542.94	578.99	2 599.00	2 210.49		0.54	18 192.00	
22.53			29.53	16.60	19.10		9.90		0.12		HINES excluded
652.54			534.71	1 559.54	598.09	2 599.00	2 220.39		0.66	18 192.00	
63.23			21.21	23.39	29.52		24.90		0.05		BRINE excluded
715.77			555.92	1 582.93	627.61	2 599.00	2 245.29		0.71	18 192.00	
62.19			- 555.92	77.54	45.37		37.56	1.30	0.04		PATERSON excluded
777.96			0.00	1 660.47	672.98	2 599.00	2 282.85	1.30	0.75	18 192.00	
74.78				93.55	- 672.98		95.35	1.24	0.02		THOMPSON-WALKER excluded
852.74				1 754.02	0.00	2 599.00	2 378.20	2.54	0.77	18 192.00	
46.19				56.85			28.47	5.42	0.02		GREEN excluded
898.93				1 810.87		2 599.00	2 406.67	7.96	0.79	18 192.00	
95.13				138.00			145.93	22.90	0.01		HAWKES excluded
994.06				1 948.87		2 599.00	2 552.60	30.86	0.80	18 192.00	
- 633.00				84.00			55.00	13.00	0.00		LITTLE part excluded
361.06				2 032.87		2 599.00	2 607.60	43.86	0.80	18 192.00	ZUCCO elected 3
- 361.06				76.05				17.11	- 0.05		LITTLE fully excluded
0.00				2 108.92		2 599.00	2 607.60	60.97	0.75	18 192.00	
				1.25			- 8.60	0.62	0.03		ZUCCO's surplus distributed
				2 110.17		2 599.00	2 599.00	61.59	0.78	18 192.00	
				287.08				155.91	- 0.02		CHANDLER excluded
				2 397.25		2 599.00	2 599.00	217.50	0.76	18 192.00	
				208.00				89.00	0.00		CHRISTIE part excluded
				2 605.25		2 599.00	2 599.00	306.50	0.76	18 192.00	HAIGH elected 4, SEXTON elected 5
								271.16	- 0.09		CHRISTIE fully excluded
				2 605.25		2 599.00	2 599.00	577.66	0.67	18 192.00	
								30.59	0.01		HAIGH's surplus distributed
				2 605.25		2 599.00	2 599.00	608.25	0.68	18 192.00	JONES elected 6

2000 Councillor (Aldermen) first preferences



Hobart City Council

Polling closed at 10 am Tuesday 31 October 2000

Returning Officer : Mr Graham Hyde

Electors enrolled : 34 392

Declarations returned : 19 090

Response 55.50%

Lord Mayor

Ballot paper adjustment : -8

Total ballot papers : 18 759

Formal votes : 18 433

Informal ballot papers : 326

Informality Rate : 1.73%

		CANDIDATES			
		Freeman	Valentine	Total Votes	Remarks
Count 1	Total	6 374	12 059	18 433	Valentine Elected

Deputy Lord Mayor

Ballot paper adjustment : 2

Total ballot papers : 18 749

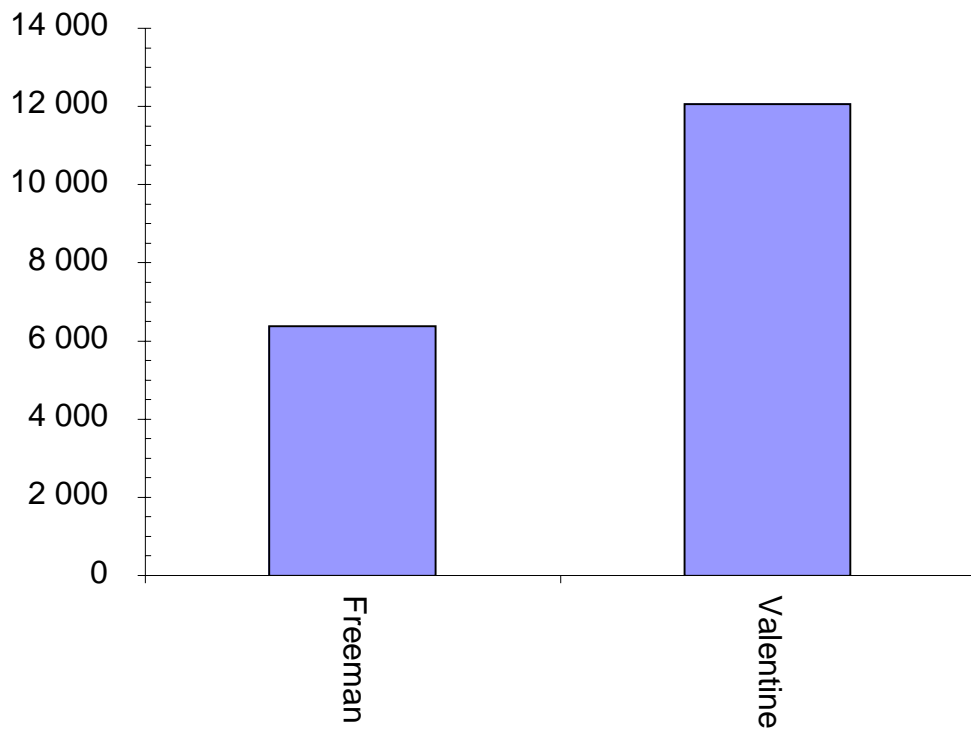
Formal votes : 18 435

Informal ballot papers : 314

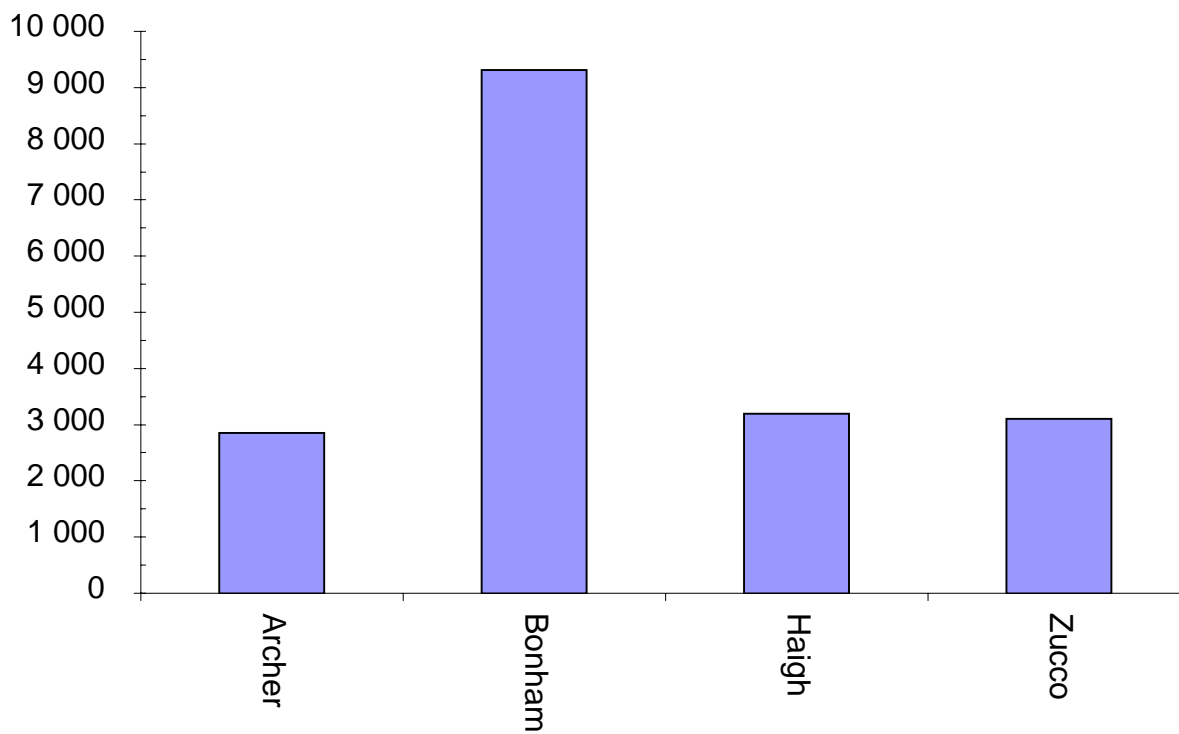
Informality Rate : 1.67%

		CANDIDATES					
		Archer	Bonham	Haigh	Zucco	Total Votes	Remarks
Count 1	Total	2 849	9 301	3 184	3 101	18 435	Bonham Elected

Hobart City Council - 2000 Lord Mayor first preferences



Hobart City Council - 2000 Deputy Lord Mayor first preferences



Hobart City Council

Recount due to the resignation of Alderman **John Freeman**

Recount conducted at noon Thursday 15 April 1999

Distribution of preferences (multiplied by 100)

		CANDIDATES								Exhausted Votes	Lost by fraction	Total Votes	Absolute Majority	Remarks
		HAMILTON Bob	RIEP Bob	SEXTON Peter Thomas	BETTS Jason	DUTTA Mike	PHILLIPS Wesley John	EDWARDS David	ALTY Dee					
Count 1	Freeman Distribution	40 596	17 666	64 204	8 546	10 579	23 555	21 001	59 253	6 410	5	251 815	122 701	
Count 2	Votes transferred	885	677	625	-8 546	1 146	1 250	781	1 563	1 615	4			Betts Excluded
	Progressive total	41 481	18 343	64 829	0	11 725	24 805	21 782	60 816	8 025	9	251 815	121 891	
Count 3	Votes transferred	1 250	781	1 823		-11 725	2 553	1 094	2 657	1 563	4			Dutta Excluded
	Progressive total	42 731	19 124	66 652		0	27 358	22 876	63 473	9 588	13	251 815	121 108	
Count 4	Votes transferred	7 504	-19 124	2 501			1 250	1 250	4 169	2 449	1			Riep Excluded
	Progressive total	50 235	0	69 153			28 608	24 126	67 642	12 037	14	251 815	119 883	
Count 5	Votes transferred	5 263		4 846			4 325	-24 126	4 690	5 002				Edwards Excluded
	Progressive total	55 498		73 999			32 933	0	72 332	17 039	14	251 815	117 382	
Count 6	Votes transferred	4 950		9 641			-32 933		9 015	9 328	-1			Phillips Excluded
	Progressive total	60 448		83 640			0		81 347	26 367	13	251 815	112 718	
Count 7	Votes transferred	-60 448		32 467					14 852	13 132	-3			Hamilton Excluded
	Progressive total	0		116 107					96 199	39 499	10	251 815	106 154	Sexton Elected